

ArtWorks

SUMMER PROGRAM APPRENTICE APPLICATION FOR TEEN ARTISTS

2008

CONTENTS

PART I INFORMATION

- Application Process and Checklist
- Interview Schedule and Location
- Audition Schedule and Location
- Frequently Asked Questions

PART II APPLICATION DOCUMENTS

- Application Form
- Attendance Policy Note of Understanding and Media Release Form
- Recommendation Form
- Drawing Test 1: Still Life
- Drawing Test 2: Self-Portrait

ELIGIBILITY REQUIREMENTS

- Applicants must be at least 14 - 19 years of age.
- Applicants who are 14 or 15 must obtain a work permit *from their school* once hired.
- Applicants must successfully complete the application process.
- Applicants must be able to work the full 6-week session (June 16 - July 25).

NO MORE THAN THREE ABSENCES ARE PERMITTED
DURING SUMMER PROGRAM.

No applications will be processed through the mail.

DO NOT MAIL THIS APPLICATION BACK TO ARTWORKS.

Bring your completed application with you to the interview.

For additional information on the Summer Program,
visit the ArtWorks website **www.ArtWorksCincinnati.org**,
or call the ArtWorks office at **513.333.0388**,
Monday through Friday between 9 a.m. and 5 p.m.

APPLICATION PROCESS AND CHECKLIST

STEP 1

- Complete the enclosed Application Form (Page 6) and Media Release Form (Page 7).**
Fill in all sections of the application and bring this with you to the interview.
- Recommendation Form (Page 8).**
Have the Recommendation Form filled out and bring this with you to the interview.
- Complete the Drawing Tests (Pages 9-10).**
(For Visual Arts Applicants Only) Bring these with you to the interview. These drawings will not be returned to you.

STEP 2

- Prepare for the interview.**
Bring one photocopy of each of the following documentation listed below:
 - 1. Proof of Age** (*bring a copy of one of the following*):
Birth Certificate
Drivers License or State ID
Public Aid ID or Medical Card
 - 2. Proof of Social Security** (*bring a copy of one of the following*):
Social Security Card
Drivers License or State ID
 - 3. School Status** (*bring a copy of one of the following*):
School ID Card or High School Diploma
GED
Letter from School Official
Valid School Data Card

If you do not have access to a photocopier, please bring the original documents. There will be a photocopier at the interview.

STEP 3

- You can apply in more than one artistic area.**
Please bring work samples for each area in which you are applying. This may increase your chances in being hired for a position at ArtWorks.

Visual Arts Applicants*:

- Each visual applicant must bring three pieces of original work from their portfolio.
- You may bring slides of your work.
- Artwork will be judged while you are in the interview and returned to you before you leave.
- The Drawing and Design tests do not count as samples and will remain in your file.

Literary Arts Applicants*:

- Bring two original, typed literary works to the interview.
- Entries may be short stories, plays, poetry, essays, and newspaper or magazine articles.
- These works will not be returned to you, so be sure to keep a copy for your own records.

Vocal/Performance Applicants*:

- Prepare a 1-2 minute song in the style of your choice for the audition.
- Please bring sheet music. A piano accompanist will be provided.
- You **MUST** attend the interviews on April 12 or April 13. Schedule your audition separately.
- See Page 4 for information.

*ArtWorks attempts to offer a variety of projects. There **may or may not** be a literary arts project this summer. Project descriptions will be posted online at www.ArtWorksCincinnati.org by the beginning of April.

INTERVIEW SCHEDULE AND LOCATION

Interviews will be held on two days only!
Saturday, April 12 and Sunday, April 13, 2008

11 a.m. - 3 p.m.

at the Contemporary Arts Center (CAC)

44 East 6th Street, Cincinnati, Ohio 45202

- You do not need to schedule an interview.
- Show up with the required materials on one of the designated dates and at the location listed above.
- The interview process will take one to three hours; please come prepared to wait.
- Be sure to check in as soon as you arrive!
- You and your parents will then receive free admission to the museum to visit exhibits while you wait.
- Call 513.333.0388 prior to the interviews if you have a conflict with the two dates listed above.

DIRECTIONS

Public Transportation

Most METRO and TANK buses stop near Government Square, located one block south of the CAC at 5th and Walnut.

From the north [In Ohio & coming south on I-75 or I-74 to I-75]

I-75 south to the 5th Street exit.
 Follow 5th Street six blocks to Main Street.
 Turn left onto Main.
 Turn left onto 6th Street.
 The Contemporary Arts Center is at the corner of 6th and Walnut.

From the northeast [In Ohio coming south on I-71]

I-71 south to 3rd Street exit.
 Follow 3rd Street to Main Street.
 Turn right on Main Street.
 Proceed three blocks north to 6th Street.
 Turn left onto 6th Street.
 The Contemporary Arts Center is at the corner of 6th and Walnut.

From the east [Columbia Parkway]

Follow Columbia Parkway West to 6th Street exit.
 Follow 6th Street four blocks to Walnut.
 The Contemporary Arts Center is at the corner of 6th and Walnut.

From the south [In Kentucky coming north on I-75/71]

Follow I-75 north across the Ohio River to Cincinnati.
 Follow signs for I-75 north and take the 5th Street exit.
 Follow 5th Street six blocks to Main Street.
 Turn left onto Main Street.
 Next block, turn left onto 6th Street.
 The Contemporary Arts Center is at the corner of 6th and Walnut.

From the southeast [In Kentucky via I-471]

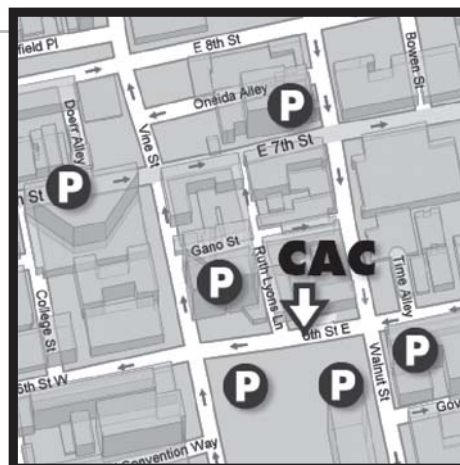
Follow I-471 north across Ohio River to Cincinnati.
 Take 6th Street exit.
 Follow 6th Street four blocks to Walnut.
 The Contemporary Arts Center is at the corner of 6th and Walnut.

PARKING

There are some parking meters around the CAC. Meters are generally free on Sundays only. There are several parking garages in the vicinity of the CAC. Affordable short-term parking is available at all garages marked by "P" on the map.

- The 600 Center garage is located on Vine Street between 6th and 7th Street.
- The Olympic Garage is on 7th Street between Walnut and Main and may be entered from 7th Street.
- The Fountain Square Garage is accessible from Vine Street or Walnut Street.

All garages are an average of \$5.00 on weekends. There is also limited metered, on-street parking available.



If you or your parents need to contact an ArtWorks staff member during the interview times, **call 513.608.8747.**

AUDITION SCHEDULE AND LOCATION

FOR VOCAL ARTS APPLICANTS ONLY

STEP 1

Interview

Prepare your application and interview on Saturday, April 12 or Sunday, April 13 at the Contemporary Arts Center.

STEP 2

Audition

■ Call 513.556.2595 to schedule an audition time.

Tuesday, April 15, Wednesday, April 16, or Thursday, April 17
6 – 8 p.m.

At University of Cincinnati, College-Conservatory of Music (CCM)
Mary Emery Hall
Cincinnati, OH 45221

- Prepare a 1-2 minute song in the style of your choice for the audition.
- Please bring sheet music. A piano accompanist will be provided.
- If you are auditioning for a vocal project and also plan to apply in other areas, bring literary or visual samples with you to your interview on Saturday, April 12 or Sunday, April 13 at the Contemporary Arts Center.
- Vocal applicants are welcome to bring examples of original song writing and demonstrate instrumental abilities. This may enhance your audition, but is not a requirement.

DIRECTIONS TO CCM

From I-71 South

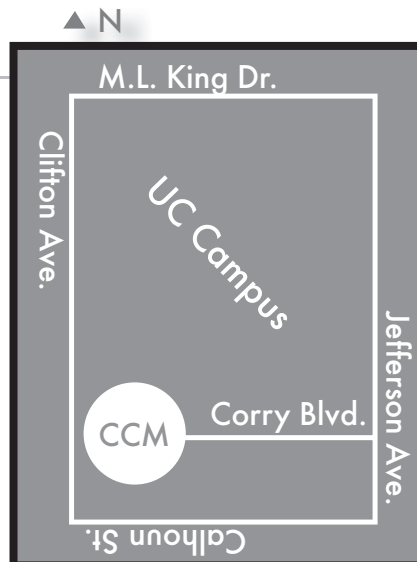
Take William Howard Taft exit.
Follow William Howard Taft for one mile.
Turn right onto Jefferson Avenue.
Turn left at the light onto Corry Boulevard.
Follow Corry Boulevard until you reach the CCM garage.

From I-71 North

Take the Reading Road exit.
Follow Reading Road for one mile.
Veer left at fork onto Burnet Avenue.
Turn left on William Howard Taft.
Turn right onto Jefferson Avenue.
Turn left at the light onto Corry Boulevard.
Follow Corry Boulevard until you reach the CCM garage.

From I-75 North or South

Take Hopple Street exit.
Turn left at the light onto Hopple Street.
Cross over Central Parkway.
Hopple Street becomes Martin Luther King Drive.
Follow Martin Luther King Drive past UC campus to Jefferson Avenue.
Turn right onto Jefferson Avenue.
Turn right onto Corry Boulevard.
Follow Corry Boulevard until you reach the CCM garage.



*If you or your parents need to contact an ArtWorks staff member during the interview times, call **513.608.8747**.*

From the CCM Garage

Exit the garage to Mary Emery Hall.
Take the elevator to the third floor.
Look for signage directing you to the audition rooms.

Door-to-door online directions

For door-to-door directions, go to www.mapquest.com and use "W Corry Blvd. at Jefferson Ave., Cincinnati, OH 45221" as your destination address. After following the directions provided, continue on W Corry Blvd. until you reach the CCM garage.

FREQUENTLY ASKED QUESTIONS

What is an Apprentice Artist?

- Apprentice Artists are aged 14 – 19, hired to work in the ArtWorks Summer Program.
- Apprentices are hired from the Greater Cincinnati area, on average from 70 different schools and 59 zip codes.
- Apprentices work in teams alongside professional artists to create large works of art, to perform to public audiences, and to publish literary works.
- Every year ArtWorks produces 10 – 15 separate projects spanning a variety of disciplines in the arts.

Can I only apply in one artistic area?

- You may apply in as many artistic areas as you like. Just be sure to prepare work samples for each and/or schedule an audition.
- ArtWorks encourages literary applicants to apply in more than one artistic area, due to a limited number of literary projects.
- You will be able to view projects online at www.ArtWorksCincinnati.org in early April.
- You will get to rank your Top 3 project choices during your interview. ArtWorks attempts to match hired Apprentices to one of their top three project choices.

How much do Apprentice Artists earn?

- Apprentice Artists earn minimum wage, \$7.00 an hour, for up to 22.5 hours a week during the six-week program.
- Apprentice Artists take a half hour lunch break each workday that is unpaid.

When does ArtWorks begin?

- Apprentice Artists report to work on Monday, June 16, 2008. The program will run from June 16 to July 25, Monday - Friday 9 a.m. to 2 p.m.
- Only three absences are allowed during the six-week program. Apprentices who miss more than three days of work or are consistently tardy will be terminated.

Where is ArtWorks located?

- The ArtWorks administrative office and Gallery are located at 811 Race St., in downtown Cincinnati.
- Worksites in the Summer Program are located at various studio locations in or near to downtown Cincinnati. Locations are generally near Metro bus routes.

Who needs a Work Permit?

- Any Apprentice Artist who is 14 or 15 during the Summer Program (June 16 – July 25) is required by state law to obtain a work permit from their school.
- Apprentices must be over the age of 14 before June 16, 2008 to work at ArtWorks.
- When ArtWorks sends hire notification letters, work permit forms will be included for all 14 and 15 year olds along with complete instructions on how to obtain a work permit.
- If you are 14 or 15 and do not have a work permit by June 16, 2008, ArtWorks cannot allow you to work.

What are my chances of being hired by ArtWorks?

- This summer, ArtWorks plans to hire 175 teens.
- Hiring decisions are based on more than talent. ArtWorks considers your enthusiasm during your interview and your dedication and availability. Plus, turning in a complete application is very important when ArtWorks reviews your file.
- ArtWorks notifies all applicants of acceptance by the end of May.

ArtWorks' Mission – ArtWorks strives to:

- Provide meaningful employment and training in the arts to Greater Cincinnati area teens
- Develop a mentoring program between youth and established artists
- Increase public awareness of the importance of the arts and arts education
- Foster cultural awareness and promote the Greater Cincinnati community
- Promote partnerships of public and private organizations
- Increase employment opportunities for professional and emerging artists

RECOMMENDATION FORM

APPLICANT: Please give this form to someone who knows your work performance well and is not a relative or friend, i.e., a teacher, past employer, community leader, clergy leader, or mentor. He or she must be over the age of 21. This form MUST accompany your application. We may contact your reference to verify their recommendation of your work performance.

Reference: This form is an important component of the ArtWorks Apprentice Artist hiring process. Please fill out and return it to the applicant in a sealed envelope with your signature across the seal. Applicants must bring this recommendation form with them to their interview on April 12 or April 13.

NAME OF APPLICANT

Circle the rating that best describes the applicant:

DEPENDABILITY	Excellent	Good	Fair	Poor
PUNCTUALITY	Excellent	Good	Fair	Poor
SELF-MOTIVATION	Excellent	Good	Fair	Poor
ACCURACY OF WORK	Excellent	Good	Fair	Poor
WILLINGNESS TO LEARN	Excellent	Good	Fair	Poor
JUDGEMENT	Excellent	Good	Fair	Poor
TEAM PARTICIPATION	Excellent	Good	Fair	Poor
COMMUNICATION SKILLS				
VERBAL	Excellent	Good	Fair	Poor
WRITTEN	Excellent	Good	Fair	Poor
PROFESSIONALISM	Excellent	Good	Fair	Poor
RESPECT FOR OTHERS	Excellent	Good	Fair	Poor
OVERALL IMPRESSION	Excellent	Good	Fair	Poor

Would you recommend this person for ArtWorks? Yes No

Please feel free to place additional comments on the back of this sheet.

NAME OF REFERENCE (please print):

RELATIONSHIP TO APPLICANT

REFERENCE SIGNATURE

DATE / /

REFERENCE PHONE NUMBER

REFERENCE E-MAIL ADDRESS

DRAWING TEST 1: STILL LIFE

NAME OF APPLICANT _____

AGE _____

GRADE _____

FOR VISUAL ARTS APPLICANTS ONLY

- Draw your still life on the backside of this page or on an 8.5 x 11" sheet of drawing paper.
- This drawing will not be returned to you after your interview.

TEST 1 **STILL LIFE**

- A still life is a picture of non-moving objects.
- It gives you the chance to draw objects in detail.
- Use at least three objects.
- Pay attention to the size and shape of the objects that you draw and the way you arrange them in your composition.
- Do not forget to show light and dark areas of your still life.



*HINT: **Practice** before you make your final drawing.*

DRAWING TEST 2: SELF-PORTRAIT

NAME OF APPLICANT _____

AGE _____


GRADE _____

FOR VISUAL ARTS APPLICANTS ONLY

- Draw your self-portrait on the backside of this page or on an 8.5 x 11" sheet of drawing paper.
- This drawing will not be returned to you after your interview.

TEST 2 **SELF-PORTRAIT**

- Draw a self-portrait using a mirror, not a photograph.
- Do not forget to show light and dark areas of your self-portrait.



*HINT: **Practice** before you make your final drawing.*